

Setting the Center Module

■ Setting the All-In-One Headset or Belt Pack [Headset]

The Headset is a general term for All-In-One Headset or Belt Pack. The following are the procedures for performing related settings.

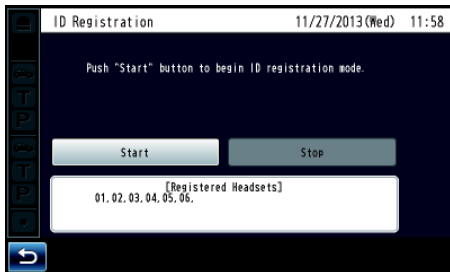
How to register an ID

- To talk or page using an All-In-One Headset or Belt Pack, its ID must be registered.
- For ID registration, set the Center Module to ID registration mode, and proceed with the registration by operating the All-In-One Headset or Belt Pack concerned.

The ID registration procedure is described below, based on an example involving the operation of an All-In-One Headset or Belt Pack.

1 On the Settings screen, touch the [Headsets] button, and then the [ID Registration] button.

- The ID registration screen appears.

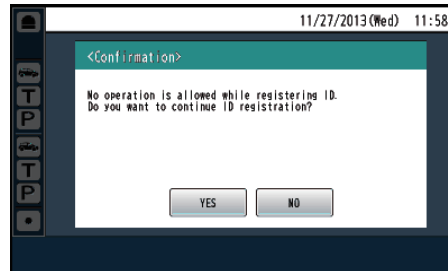


Note

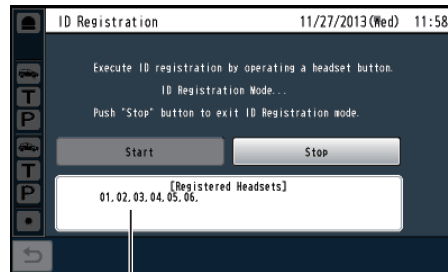
- The registered All-In-One Headset or Belt Pack numbers are displayed in the [Registered Headsets] area. When ID registration is completed successfully, the ID of the newly registered All-In-One Headset or Belt Pack is added.

2 Touch the [Start] button.

- The following confirmation pop-up screen is displayed. You cannot perform other operations during ID registration. To continue ID registration, touch the [YES] button. To stop ID registration, touch the [NO] button.



- Touch the [YES] button to start ID registration mode.



The number of the All-In-One Headset or Belt Pack that has been registered is displayed.

3 Press the [POWER] button while holding down the [T1] button and [T2] button of the All-In-One Headset or Belt Pack.

- The All-In-One Headset or Belt Pack starts up in ID registration mode. The "Registration Mode" voice prompt will be heard from the earphone, and the power indicator will blink orange. In ID registration mode, the buttons and indicators have different functions from those at normal startup.

Setting the Center Module

4 Press the [T1] button on the All-In-One Headset or Belt Pack.

The All-In-One Headset or Belt Pack searches for a Center Module that is in ID registration mode. The “Connecting center module A” voice prompt will be heard from the earphone, and the lane indicator will blink orange.

In the case of the WX-CC412, after lane A registration, the “Connecting center module B” voice prompt will be heard, and the lane indicator will blink green.

- When ID registration has been completed successfully, the “Registration complete” voice prompt will be heard from the earphone, and then a voice prompt for the number of the registered All-In-One Headset or Belt Pack will be heard. The power indicator and the lane indicator now stop blinking, and light up.

After registering all of the headset IDs, touch the [Stop] button on the ID registration screen.

ID registration mode for the Center Module is exited. The power indicator of the All-In-One Headset or Belt Pack changes from orange to green.

Important

- When registering the IDs of a multiple number of All-In-One Headsets or Belt Packs, register the ID of each unit in sequence. If an attempt is made to register the IDs of multiple units at the same time, the IDs may not be registered correctly.
- During the ID registration process, do not turn off the power of the All-In-One Headsets or Belt Packs or remove their batteries. Otherwise, their IDs may not be registered correctly. If the registration is not proceeding smoothly, touch the [Stop] button on the Center Module, exit ID registration mode, and then try again.
- When ID registration fails, a “BUU-UU-UU” warning sounds in the All-In-One Headset or Belt Pack concerned, and then the “Failed” voice prompt is heard. If an ID registration has failed, the ID of the All-In-One Headset or Belt Pack will not be registered in the Center Module, and the power indicator of the All-In-One Headset or Belt Pack concerned will blink in red.
- The IDs of up to 32 All-In-One Headsets or Belt Packs can be registered in one Center Module. If an attempt is made to register IDs for more than 32 units, the IDs of the headsets not used for the longest time will be automatically deleted, and then the IDs of the new units will be registered.
- It is not possible to register the ID of a wireless repeater while ID registration mode of the All-In-One Headsets or Belt Packs is active.