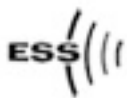


The ESS, Inc.
Fast Track 2+2®
Remote Display Reset Manual



A Step-by-Step Illustrated Guide

© 2008 ESS, Inc.



Fast Track 2+2® Remote Display Reset Procedure

ESS, Inc. -- 615-340-9033

This document will demonstrate how to reset the Remote Displays in your Fast Track timer system.

Tools Needed:

None

The Remote Display

The Remote Display, pictured here, occasionally needs to be reset. This is done by disconnecting the Power/Data cable(s) at the top of the display, and then reconnecting it(them), and repeating the procedure 3 or 4 times. This is done to clean the electrical contacts in the cable's plug and the display's jack.



Disconnecting the Power/Data Cable

Grasp the cable **by the black protective boot** and pull upwards until the cable is free of the connector.


Note: If you grasp the grey cable instead of the black protective boot you could rip the cable assembly apart, always grasp the cable by the black protective boot!



Reconnecting/Cleaning the Power/Data Cable

Notice the notch in the Display connector (red arrow). It lines up with the raised bump on the Cable connector, opposite the 5 pins. Ensure that the cable is oriented correctly and then plug it in and unplug it several times, leaving it plugged in the last time.

This is to clean the pins and contacts to ensure a clean flow of Data and Power to the Remote Display.



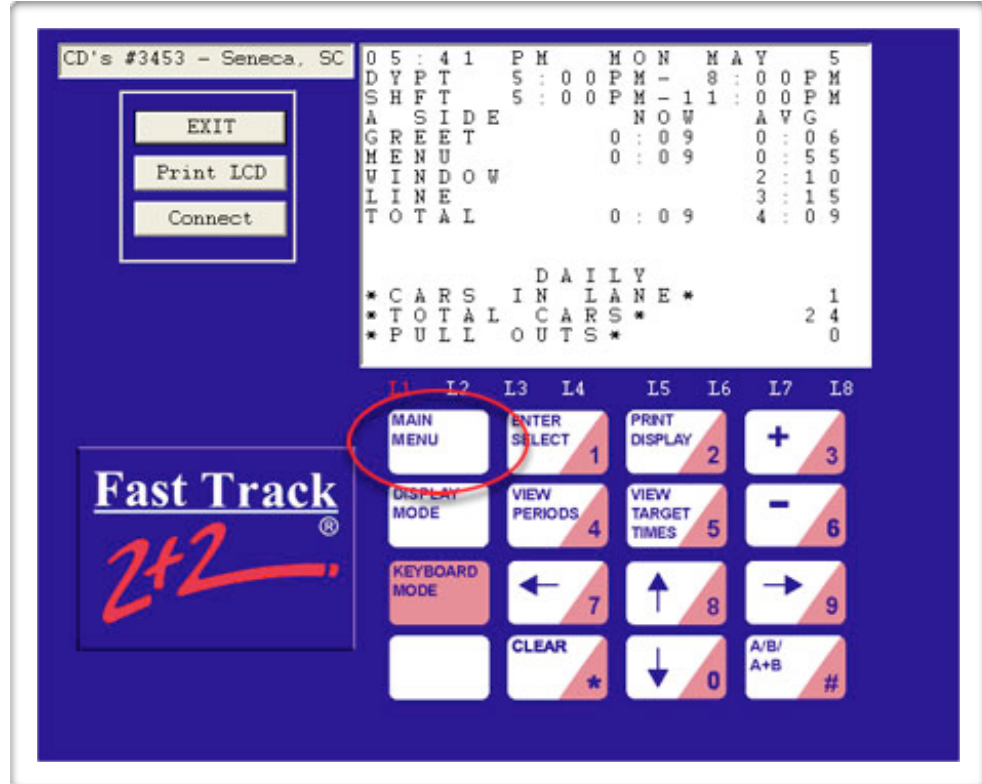
Upon reconnection of the cables the Remote Display should flash a 3-digit number, beep and countdown from 999 to 000, then flash another 3-digit number.



Send the Reset Command


If your timer has a keypad, press the Main Menu button twice.

If your timer doesn't have a keypad and you connect to it via the Fast Track software the same procedure applies, click the Main Menu button twice to send the Reset command.



As soon as another car completes the cycle through the drive-thru the Remotes should display the correct time or percentage.

End of Procedure.



Final Notes

Call Us with any questions.

ESS, Inc.
615-340-9033
www.essnashville.com
help@drivethruhelp.com

© 2008 ESS, Inc. All Rights Reserved.