



The ESS, Inc.
Fast Track 2+2®
Ethernet Board Reset Manual



A Step-by-Step Illustrated Guide

© 2007 ESS, Inc.



Fast Track 2+2® Ethernet Board Reset Procedure

ESS, Inc. -- 615-340-9033

This document will demonstrate how to reset the Ethernet Board in your **2000 Series** (*has front panel LCD display*) or **3000 Series** (*NO front panel display*) Fast Track timer.

In this procedure you will leave the Power applied to the timer. Touch only the places that we instruct you to touch.

Tools Needed:

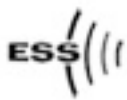
None

Note: In this procedure you will be opening the Fast Track timer.

Be **very careful** to support the front cover as it is lowered. **Do not** let it drop down all the way or the grey ribbon cable that connects the Main Board to the Ethernet Board could become disconnected.

[Not all models will have the grey ribbon cable.]





Opening the Timer

If your timer has 2 or more thumbscrews on each side, as seen in this photo, remove them all EXCEPT for the bottom one on each side, closest to you (farthest from the wall).

The thumbscrews are loosened by turning them Counter-Clockwise (to the LEFT).

Gently pull on the top of the front cover, it should open similar to the door of an oven.

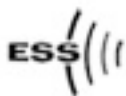


If your timer has only 2 thumbscrews on each side as shown in this photo, remove or loosen the top one. Leave the bottom one, closest to you, attached but loosened slightly.

The thumbscrews are loosened by turning them Counter-Clockwise (to the LEFT).

Gently pull on the top of the front cover, it should open similar to the door of an oven.





Locating the Ethernet Board



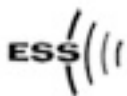
The Ethernet Board is located at the TOP RIGHT of the back of the Fast Track Timer. It will have the Ethernet cable connected to it.

Resetting the Ethernet Board



Towards the middle of the Ethernet Board you will find a small yellow button.

Push and release the yellow button.



Close the Fast Track timer.

End of Procedure.

Final Notes

Call Us with any questions.

ESS, Inc.

615-340-9033

www.essnashville.com

help@drivethruhelp.com

© 2007 ESS, Inc. All Rights Reserved.