


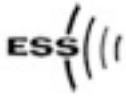
The ESS, Inc.

# 3M C1060 Wireless Headset Programming Manual



A Step-by-Step Illustrated Guide

© 2007 ESS, Inc.



# ESS 3M C1060 Headset Programming Procedure

ESS, Inc. -- 615-340-9033

---

## Introduction

This document will demonstrate how to Program a 3M C1060 Wireless Headset.

---

## Programming the Headset

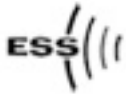
The 3M Base Station should be turned On (it probably stays on 24-7 in your store) and the Programming Station should be connected to the Base Station (again, it probably already is).



The 3M Programming Station



Swing the microphone to one side until it reaches the built-in stop.



## ESS 3M C1060 Headset Programming Procedure

ESS, Inc. -- 615-340-9033

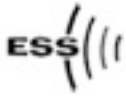
With the microphone and the buttons facing Up, insert the bottom end of the headset into the Programming Station.



While holding the headset firmly against the Programming Station, reach under and turn the headset On.

Watch the LED next to the T2 button, it should flash Off and On if it's "seeing" the Programming Station. You should also hear a series of beeps from the headset's speaker.

Continue to hold the headset in the programming station until the beeps and the flashing LED both stop. When they both stop, programming is complete.




# ESS 3M C1060 Headset Programming Procedure

ESS, Inc. -- 615-340-9033

## Test the Headset

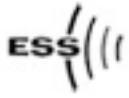
While standing in front of the Base Station push the "T1" button on the headset and check to ensure that the "Talk" indicator on the Base Station illuminates in Red.



Repeat for the "Page" button and check to ensure that the "Page" indicator on the Base Station illuminates in Green.

If both illuminate then the programming was successful. Put the headset on and talk to a co-worker as a final test.

If either "Talk" or "Page" fails go back and program the headset again, double checking to see either that the LED flashes Green or that you hear the programming tones from the headset speaker.



**End of Procedure.**

---

## **Final Notes**

Call Us with any questions.

ESS, Inc.  
615-340-9033  
[www.essnashville.com](http://www.essnashville.com)  
[help@drivethruhelp.com](mailto:help@drivethruhelp.com)

© 2007 ESS, Inc. All Rights Reserved.